



Y11 Briefing

College Predicted Grade Examinations

15th – 26th Jan 2024

Presented by Mr P Kellett
Friday 12th January 2024


Rules & Regulation



- You must be on time for your exams
- You must attend all exams in school uniform
- You must clear the memory of any calculator that you will be using before going into the exam
- You must arrange for school to be informed if you are not well enough to attend by 8:00am, otherwise a member of staff will call to your house
- You must place all unauthorised items in your personalised clear wallet to be handed in before entering the exam room

NO MOBILE PHONES NO WATCHES

NO POTENTIAL TECHNOLOGICAL/WEB
ENABLED SOURCES OF INFORMATION




Possession of unauthorised items, such as a mobile phone
or any watch, is a serious offence and could result in

DISQUALIFICATION

from your examination and your overall qualification.

Be prepared for your exam

- Ensure that you bring **All** the necessary equipment for your exam. All equipment must be stored in a clear plastic pencil case
 - Black pens (always bring a spare pen)
 - Pencil
 - Eraser
 - Sharpener
 - Ruler
 - Compass
 - Protractor
 - Scientific calculator



Be prepared for your exam



You may also bring to the exam;

- Highlighter pens  **for use in the question booklet only**
- A bottle of water in a clear bottle and with the label removed




DO NOT USE: Eraserable pens or pencils for writing in any exam
OR Correction fluid (Tippex)



Remember it may be cold in the sports hall
Wear an extra layer under your school uniform if required

On the morning of an exam



You will go to registration as normal

- Ensure you have been to the toilet before registration
- Personalised clear wallets will be handed out
- Put all unauthorised items into the wallet for safe keeping during the exam
- Empty all pockets and put items away in your bag or clear wallet
- You will be escorted to Y11 playground to line up in form order
- You will be invited into the sports hall in form order

On the morning of an exam



On the way into the **Sports hall**;

- Hand in your personalised clear wallet
- Bags and coats to be placed to the left of the entrance doors inside the sports hall (in form order)
- Find your desk, seat number A1 is at the front, far end from the door, your timetable includes your seat number
- Stand behind your desk, facing forward in silence, the Lead Invigilator will invite you to sit down once everyone is in the room

On the morning of an exam



If you are scheduled to take your exam in the **School Hall**, line up in Y11 playground facing the pupil entrance. You will be escorted to the hall.

- Hand in your personalised clear wallet
- Bags and coats to be placed at the back of the hall as instructed when entering the exam
- Find your desk, seat number A1 is at the front, far end from the door, your timetable includes your seat number
- Stand behind your desk, facing forward in silence, the Lead Invigilator will invite you to sit down once everyone is in the room

On the morning of an exam



Please remember that as soon as you have entered the exam room you are under exam conditions and must follow the JCO regulations;

You **must not** talk to, attempt to communicate with or disturb other candidates once you have entered the examination room.

You **must** follow the instructions of the invigilator.


AQA	City & Guilds	CCEA	OCR	Pearson	WJEC
-----	---------------	------	-----	---------	------

Warning to Candidates

1. You **must** be on time for all your examinations.
2. **Possession of a mobile phone** or other unauthorised material **is not allowed** even if you do not intend to use it. You will be subject to penalty and possible disqualification from the exam/qualification.
3. You **must not** talk to, attempt to communicate with or disturb other candidates once you have entered the examination room.
4. You **must** follow the instructions of the invigilator.
5. You **must not** sit an examination in the name of another candidate.
6. You **must not** become involved in any unfair or dishonest practice in any part of the examination.
7. If you are confused about anything, only speak to an invigilator.

The *Warning to Candidates* must be displayed in a prominent place outside each examination room. This may be a hard copy A3 paper version or an image of the poster projected onto a wall or screen for all candidates to see.

At the beginning of the exam



Read the instructions on the front of the question and answer papers **carefully** so you understand what you need to do.

Fill in all required information on the front of the answer booklet, including signing AQA answer booklets, when instructed to do so by the lead invigilator.

If you think you have been given the wrong paper put up your hand to speak to an invigilator.

During the exam



Work carefully and write clearly

Put your hand up if;

- You need more paper
- You need the toilet – You will only be allowed to go to the toilet if you have a toilet pass
- You feel ill
- You have a particular problem and don't know what to do. You must not ask for any explanation of the questions

At the end of the exam



When instructed by the invigilator you must stop writing immediately and put down your pen.

Check that your name and candidate number are on all answer booklets, writing paper and addition pages.

Remember exam conditions do not end until you have left the room.

Once you have been dismissed, collect your belongings and leave the exam room **quickly and quietly**. Remember other exams in the room may not have finished.

Finally



Amendment: Please note the Physics exam on 25th January has now been rescheduled for Monday 29th January at 9:00am.

Please amend your timetable

Results: College Predicted Grade Exam results will be released on 13th March 2024

Good luck for the exams over the next 2 weeks