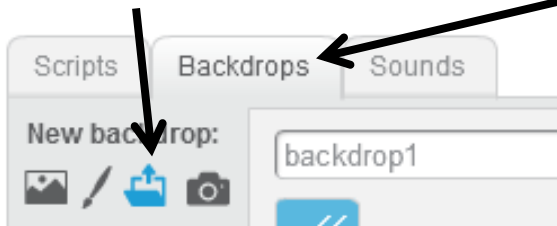
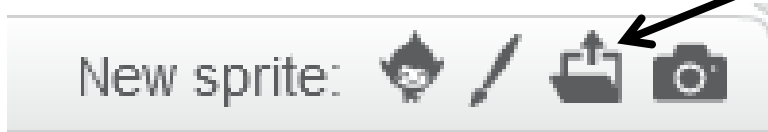


# Etch-a-Sketch

Let's set up a background on the STAGE. Click on BACKDROPS and then the UPLOAD FROM FILE button.



Now we need the bit we're going to draw with. Click on UPLOAD SPRITE FROM FILE and select the pen.sprite

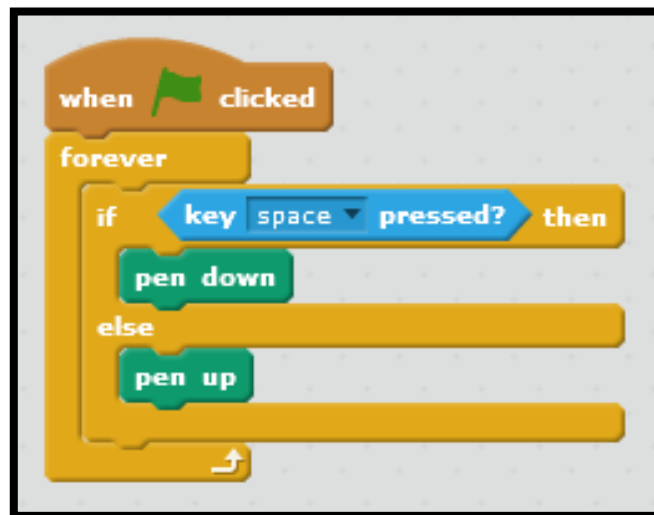


Now let's make it move! On the pen sprite create the following scripts.



But it doesn't draw anything!!! Let's fix that...

Copy this script onto the pen sprite so it puts the pen down if you press space but lifts the pen up if you don't.



### Challenges:

- Can you make the pen a different colour when you press 1,2,3,4 or 5? Change them to Black, White, Red, Blue and Yellow.
- Add another script so if you press 'C' it clears the drawings you've done.
- Add controls to make the pen larger and smaller when you press '+' and '-'

Can you think of anything else you'd like to add to your program? Have a go!