



**Labour
market
information
by region**

This is information for us on jobs in and around our area

- We should be aware of what jobs are available and unemployment rates.
- The first section is on **Manchester, Staffordshire, Cheshire and Warrington.**

Labour Market Information

Manchester, Staffordshire, Cheshire and Warrington

Employment

75.3%



UK average **76.1%**.

Female 71.2% Male 78.9%




Unemployment

3.8%



UK average **3.8%**.

Salary



The average income
is **£27,267** a year

Working Hours



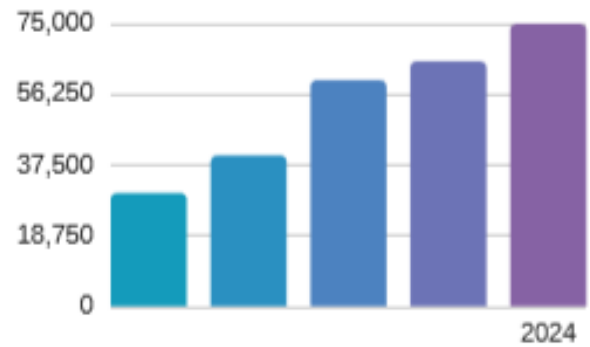
On average people
work **32** hours a week

Self-Employed

11.9%

540,557 people are self-
employed

Predicted Job Growth



+75,000 extra jobs by 2024

Sectors set to grow

- Finance & Business
- Construction
- Information Technology
- Transport and Storage
- Cultural & Creative
- Health and Social Work

Where are the most jobs now?



Wholesale and Retail



Administration



Health and Social Care



Manufacturing



Education

**LMI obtained from the Office for National Statistics and Gov.uk. Last updated July 2019*

Liverpool, Cumbria and Lancashire

Labour Market Information

Liverpool, Cumbria and Lancashire

Employment

75.1%



UK average **76.1%**.



Female 71.2%



Male 78.9%




Unemployment

3.4%



UK average **3.8%**.

Salary



The average income is **£27,913** a year

Working Hours



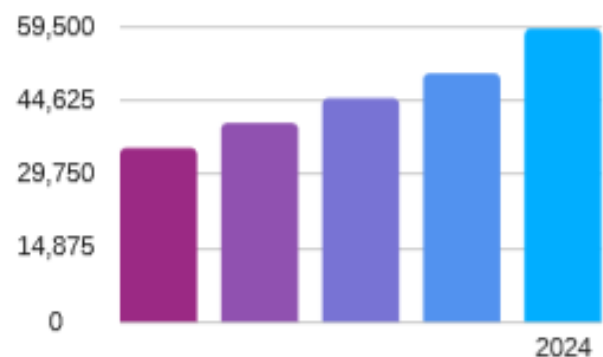
On average people **31.7** hours a week

Self-Employed

11.9%

540,557 people are self-employed

Predicted Job Growth



**+59,000 extra
jobs by 2024**

Sectors set to grow

Health and Social Care
Professional Services
Support Services
Information Technology
Construction
Wholesale and Retail

Where are the most jobs now?



**Wholesale and
Retail**



**Health and
Social Care**



Manufacturing



Administration



Education

**LMI obtained from the Office for National Statistics and Gov.uk. Last updated July 2019*

How do these areas compare
to London?

Labour Market Information

London

Employment

74.9%



UK average 76.1%.

Female 68.8% Male 80.9%




Unemployment

4.3%



UK average 3.8%.

Salary



The average income is **£37,086** a year

Working Hours



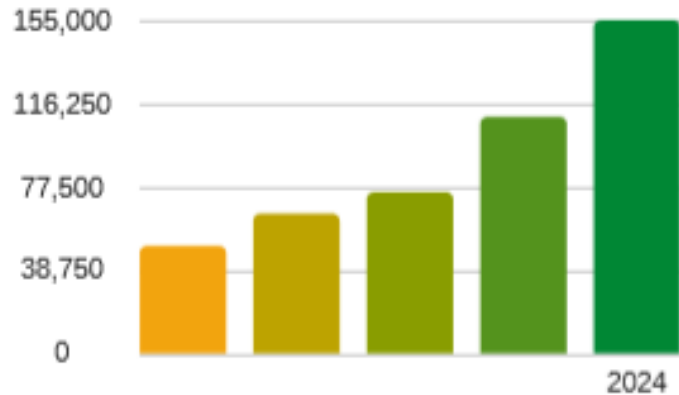
On average people work **33.4** hours a week

Self-Employed

17.4%

1,046,453 people are self-employed

Predicted Job Growth



+155,000
extra
jobs by
2024

Sectors set to grow

Professional Services
Information Technology
Health and Social Work
Construction
Finance and Insurance
Financial Technology
Energy

Where are the most jobs now?



Science and
Technology



Wholesale and
Retail



Health and
Social Care



Administration



Information
Technology

Labour Market Information

National
Careers
Service

UK Overview

Employment


The UK employment rate is **76.1%**
(80.3% male, 72% female)



Unemployment

The UK unemployment rate is **3.8%**
(4% male, 3.7% female)

Salary



The average income is **£29,009** a year

Working Hours



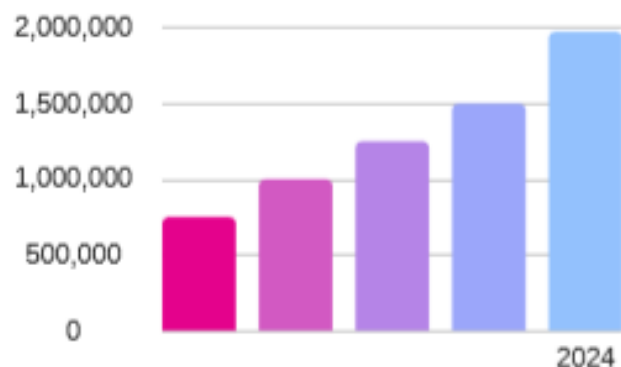
On average people work **31.9** hours a week

Self-Employed

14.7%

6,155,437 people are self-employed

Predicted Job Growth



6% growth
by 2024 creating
1,974,000
extra jobs
in the UK

Fastest growing sectors

- Financial Technology
- Digital Marketing
- Biotechnology
- Gaming and Virtual Reality
- I.T/Technology
- Engineering
- Healthcare



Where are the most jobs now?



**Health and
Social Care
(4.3million)**



**Wholesale and
Retail (4million)**



**Education
(3.4million)**



**Manufacturing
(2.9million)**



**Science and
Technology
(2.4million)**

**LMI obtained from the Office for National Statistics and Gov.uk. Last updated July 2019*